



SPEED GATE TURNSTILE

HG - 300 SERIES

Your gate to protection...

The HG-300 Series are durable products for indoor use and provide access and access control in areas requiring lower and medium security. With its compact housing design, it offers the perfect solution for assembly areas where aesthetics and elegance are important.

Barrier arm movement is provided by the Brushless DC motor with PLC control. Seven optical sensors in the turnstile provide control of access control scenarios. Speed Gate Turnstiles are suitable for intensive use. It is the perfect solution when architectural design, aesthetics and transition speed are important.

Design


- ▶ The main body of the turnstile is made of 304 stainless steel and the wings are made of tempered glass.
- ▶ Stain case design with smoothened corner.
- ▶ All other parts in turnstile are electro-galvanized against corrosion.

Safety

- ▶ Obstacle movement of the wings is provided by PLC controlled "Brushless DC Motor".
- ▶ Heavy duty mechanics, controlled by reliable electronics ensure a long product life with minimum maintenance requirement.

Integration

- ▶ Easy integration with all access control equipment through functional electronic control board (For example: RFID Device, Button Control, Finger Print and Biometric Device)



HG - 300 - S



Single Wing

- ▶ Turnstile main body is 304 stainless steel.
- ▶ It provides 550mm wide passage with standard wing.
- ▶ The top cover is made of black glass with 10mm tamper.

HG - 300 - C



Double Wing

- ▶ Turnstile main body is 304 stainless steel.
- ▶ It provides two 550 mm wide transition areas with corresponding standard wings.
- ▶ The top cover is made of black glass with 10mm tamper.

HG - 300 - H



Hybrid Double Wing

- ▶ Turnstile main body is 304 stainless steel.
- ▶ The top cover is made of black glass with 10mm tamper.
- ▶ Configured as:
 - * Master / Center Unit and
 - * Slave / Center Unit
 Provides one 550 mm wide and one 900 mm wide Passages at each side together with corresponding standard and disabled wings

HG - 300 - D



Disabled Single Wing

- ▶ Turnstile main body is 304 stainless steel.
- ▶ The top cover is made of black glass with 10mm tamper.
- ▶ Configured as:
 - * Master / Starting Unit or
 - * Slave / Ending Unit
 Provides one 900 mm wide passage together with corresponding standard wing.



Main Body

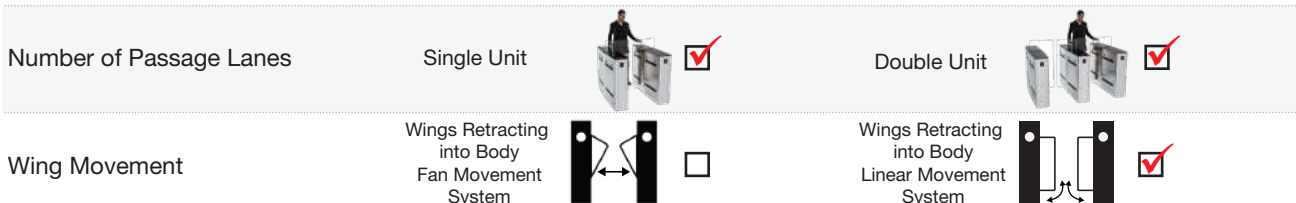
Material	AISI- 304 - Stainless Steel - Scotch Brite	304
Standard Dimensions (W x L x H)	30 x 145 x 97 cm (HG-300-S/C) 43 x 145 x 98 cm (HG-300-H/D)	
Wings	12 mm tempered glass (Opt. Logo Printing)	
Standard Passageway Width	550 mm (Passage Area : 225 mm + 100 mm + 225 mm) 900 mm (Passage Area : 400 mm + 100 mm + 400 mm)	
Top Cover	10 mm tempered glass (Upper surface of plexiglass)	

Electrical Parameters

Operating Voltage	110 - 240V AC 50/60 Hz (+/- %10)	
Nominal / Max Current	300 mA / 1500 mA	
Power Consumption	100 W	24V DC 100 W
Mean Cycles Between Failure (MCBF)	15 M Cycles	

Function Working

Control Systems	All inputs are opto-coupler protected. Controlled by dry contact or grounding input. Compatible with all access control systems that provide dry contact or grounding outputs	
Output Data (Feedback)	The systems provides dry contact, NO - Normally Open, entry - exit passage feedback by relays	
Movement Mechanism	Brushless DC Motor	24V DC Brushless Motor Driver
Gate Open / Close Rate	1 second	
Electronic Control Unit	PLC control unit	
Time out Delay	Adjustable ; Operating Modes (7 - 14 - 21 second)	
Flow Rate	30 Person - Passage / Minutes / Normally Standard* (*The use of different access control units may result in a change in the transition speed.)	30 per/min
Working Environment	Indoor	
Side Led Stripes	Passage Free - Green / Passage Closed - Red / Standby - Blue	
Communication	RS 232 (Need PC Systems hardware serial port)	
Operating Temperature	-20° C / + 68° C	 +68° C -20° C
Operating Humidity	0 / + 45° C (RH 95% not-condensing)	
IP Rating	44	IP 44
Passage Direction	Bi-Directional operation feature. Entrance-Exit	



Access Specifications

550 mm																													
900 mm																													

Passage Available
 Passage have some Limitations
 Passage Not Available

Logo Printing



▶ Personalized graphics engraving with laser on obstacles are provided on demand.

Installation Platform



- ▶ Ease of modular installation with anti-skid bottom platform.
- ▶ Front and rear ramp system for easy access.
- ▶ Ease of transportation with forklift unit.

Button Control Unit - Independent




BT - 1



BT - 2

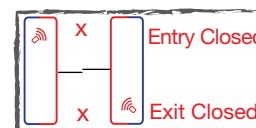
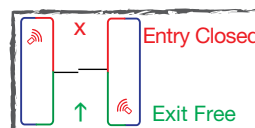
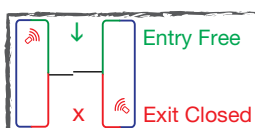
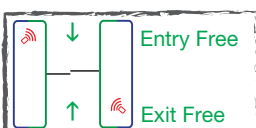
▶ BT-1 and BT-2 type options, usually used in security booths or security rooms, for remote control of “In, Out, Emergency” modes.

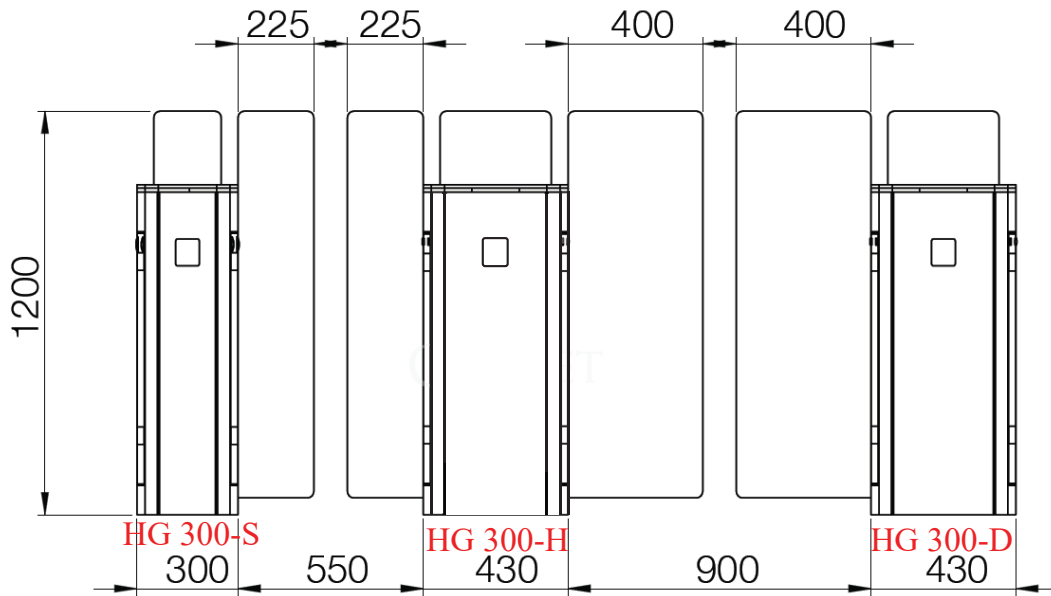
Access Control Device Adaptation Applications



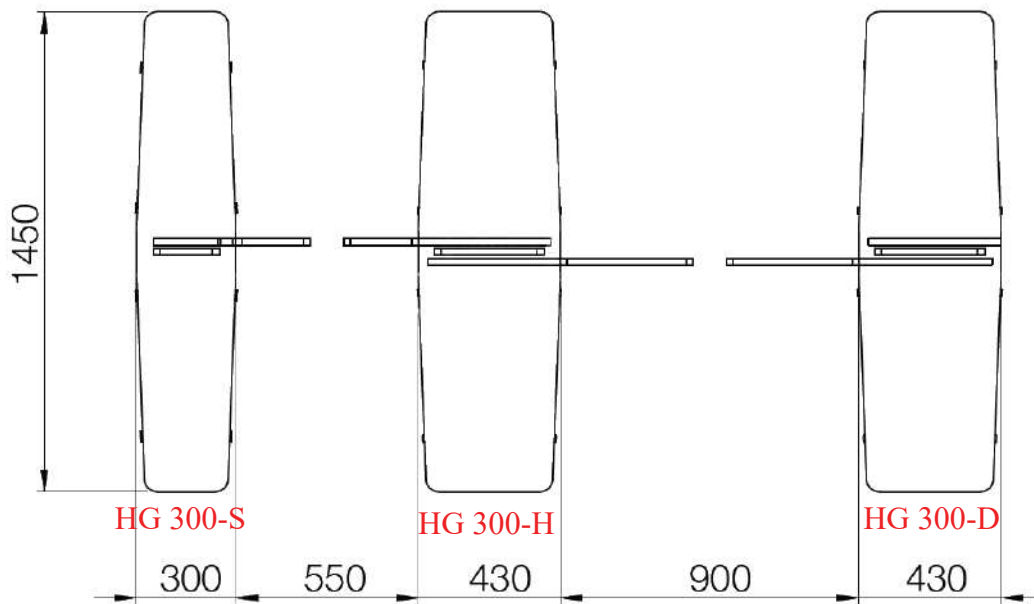
- ▶ Card Pass Readers
- ▶ Finger Print, Biometric Device
- ▶ Barcode Reader

Operation Modes

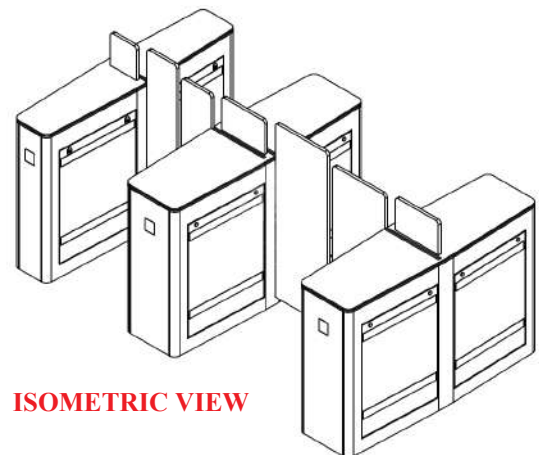
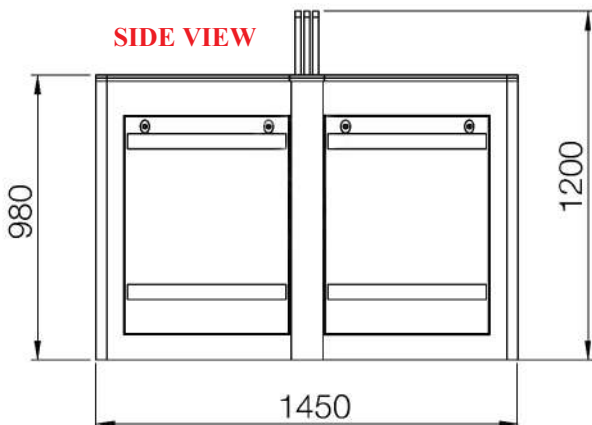




FRONT VIEW (1+1 LAYOUT)



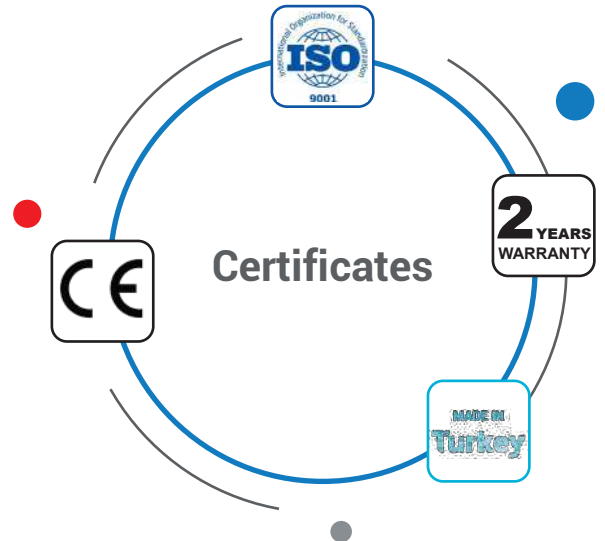
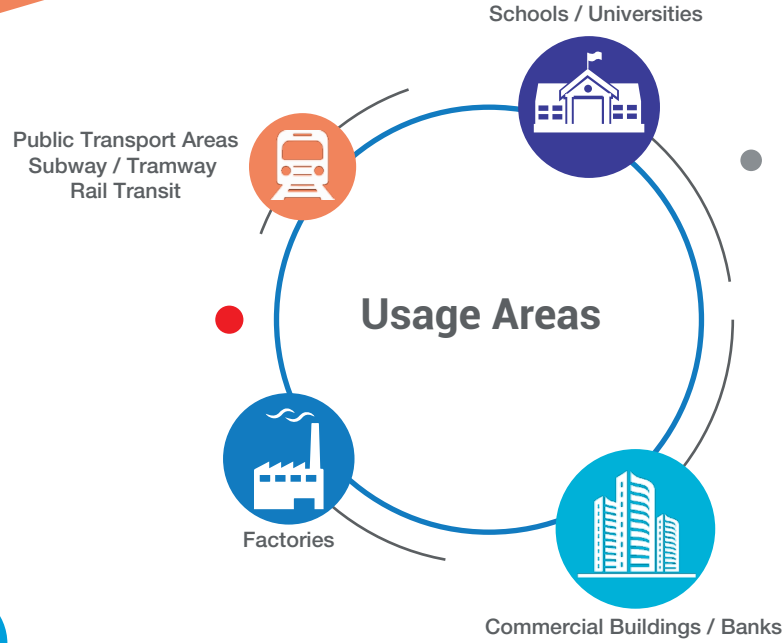
TOP VIEW (1+1 LAYOUT)



Aktuel®

T U R N S T I L E

Your Gate to Protection...



Factory

Ivedik OSB Agac Isleri San. Sit. 1333.Cad. No:25 Ostim - Yenimahalle
ANKARA - TURKEY

+90 312 395 02 88

+90 312 395 02 70

Branch

Perpa Ticaret Merkezi A Blok - Kat:7-8 No:758 Sisli - ISTANBUL - TURKEY

+90 212 320 69 79

+90 212 320 69 79

www.aktuelturnike.com

export@aktuelturnike.com.tr

Local Reseller

--