



FULL HEIGHT TURNSTILE

AKT - 300 | AKT - 301 | AKT - 302 SERIES

Your gate to protection...

Full Height Type Turnstiles are durable products that can be used indoors and outdoors. Provides access and access control in areas requiring high levels of security.

The proven Full Height Type Turnstiles provide robust solutions for controlled and high-security passage with intensive use and ability to handle crowds in places such as trade centers, prisons, stadiums, government, industrial buildings or private offices.

Design

- ▶ Stain case design with smoothened corner.
- ▶ All other parts in turnstile are electro-galvanized against corrosion.

Safety


- ▶ Electrical and mechanical safety is provided in the turnstile.
- ▶ Heavy duty mechanics, controlled by reliable electronics ensure a long product life with minimum maintenance requirement.

Integration

- ▶ Easy integration with all access control equipment through functional electronic control board (For example: RFID Device, Button Control, Finger Print and Biometric Device)




AKT - 300 - S



304 Stainless Steel

- ▶ Turnstile main body and arms 304 stainless steel.
- ▶ Optional 316 stainless steel option for outdoor use.
- ▶ Suitable for indoor and outdoor use with low humidity.


AKT - 301 - S



Painted

- ▶ Turnstile main body and arms painted.
- ▶ Paint Codes: 9016, 7032, 7035, 7001, 9005, 1023, 1028, 2004, 3020, 3002, 5015, 6018, 7016
- ▶ Suitable for indoor and outdoor use with low humidity.

AKT - 302 - S



Painted Body Rotor - Arms Stainless Steel

- ▶ Turnstile main body painted, arms 304 stainless steel.
- ▶ Paint Codes: 9016, 7032, 7035, 7001, 9005, 1023, 1028, 2004, 3020, 3002, 5015, 6018, 7016
- ▶ Suitable for indoor and outdoor use with low humidity.





Main Body

Tripod Arms	Produced by Ø42 - 1.5 mm material. - Stainless Steel - Arms can be dismantled or mounted one by one separately.
Rotor Systems	With rotating control; tripod arms are positioned at 90 degrees
Rotation Control	Self centering and smooth operation is handled by means of spring and hydraulic damping mechanism
Standard Dimensions (W x L x H)	125 x 150 x 220 cm
Standard Passageway Width	620 mm (Arm Length : 550 mm)



Electrical Parameters

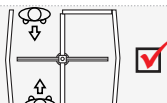
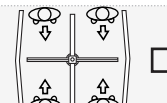
Operating Voltage	110 - 240V AC 50/60 Hz (+/- %10)
Nominal / Max Current	250Ma / 850 Ma
Power Consumption	50 W
Mean Cycles Between Failure (MCBF)	1M Cycles



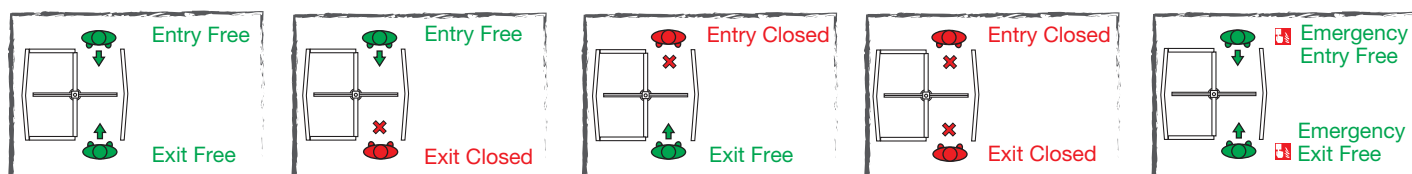
Function Working

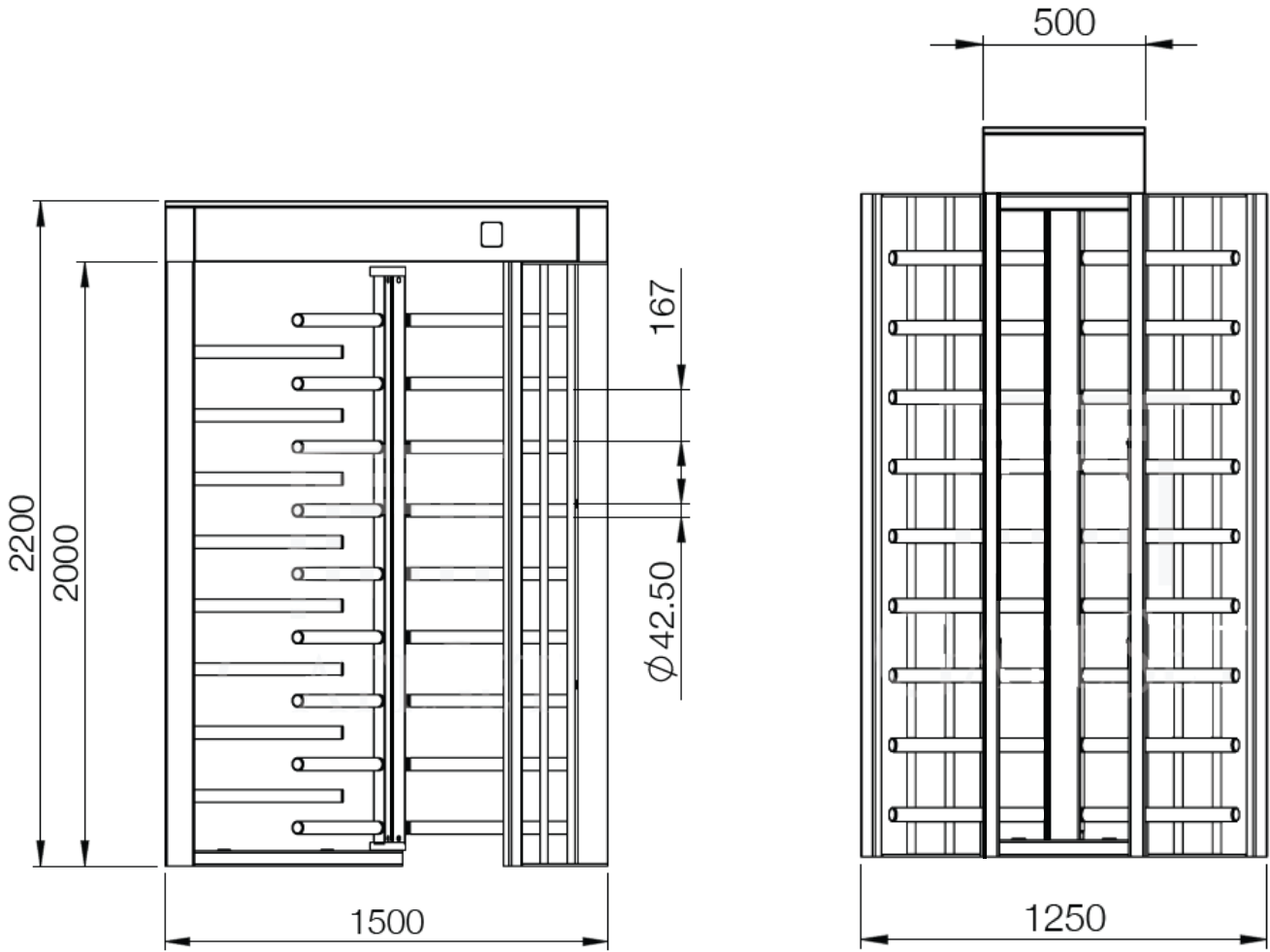
Control Systems	All inputs are opto-coupler protected. Controlled by dry contact or grounding input. Compatible with all access control systems that provide dry contact or grounding outputs
Output Data (Feedback)	The systems provides dry contact, NO - Normally Open, entry - exit passage feedback by relays
Passage Direction	Bi-Directional operation feature. Entrance-Exit
Time out Delay	Adjustable ; Operating Modes (7 - 14 - 21 second)
Flow Rate	20 Passage / Minutes / Normally Standard
Emergency Mode	System allows free passage in emergency mode and in case of power failure
Indicators Features	Entrance - Green Arrow / Exit - Red Cross
Communication	RS 232 (Need PC Systems hardware serial port)
Operating Temperature	-20° C / + 50° C
Operating Humidity	0 / + 45° C (RH 95% not-condensing)
IP Rating	IP - 54
Working Environment	Indoor



Number of Passage Lanes	Single Unit  Double Unit 
-------------------------	---

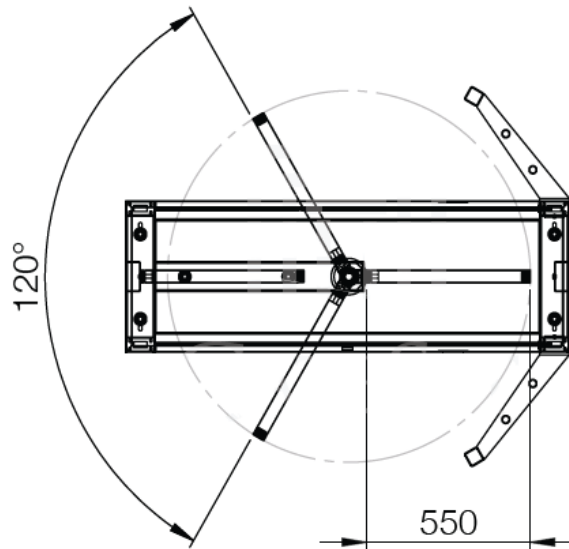
Operation Modes



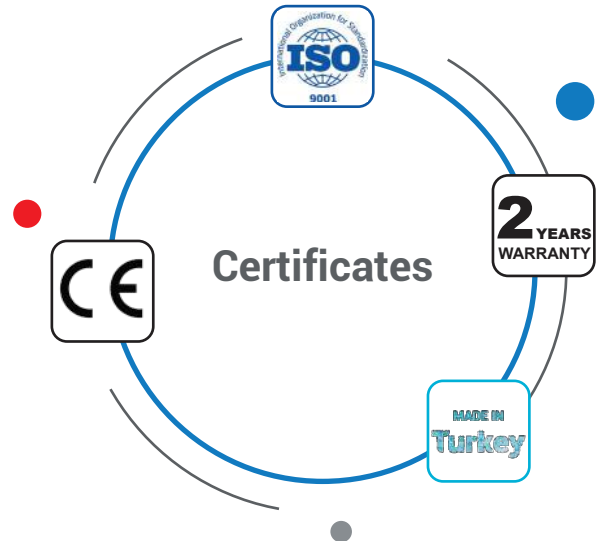
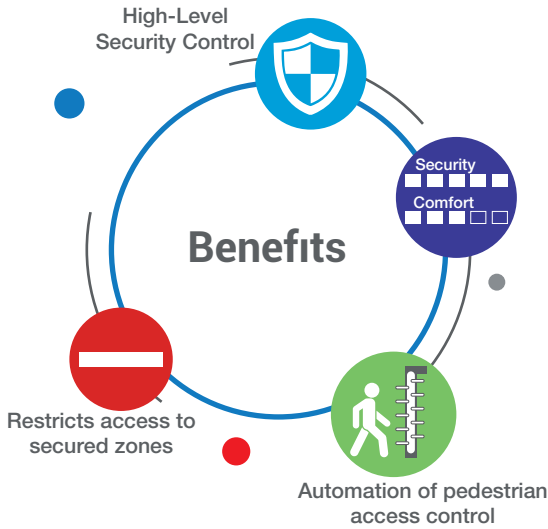
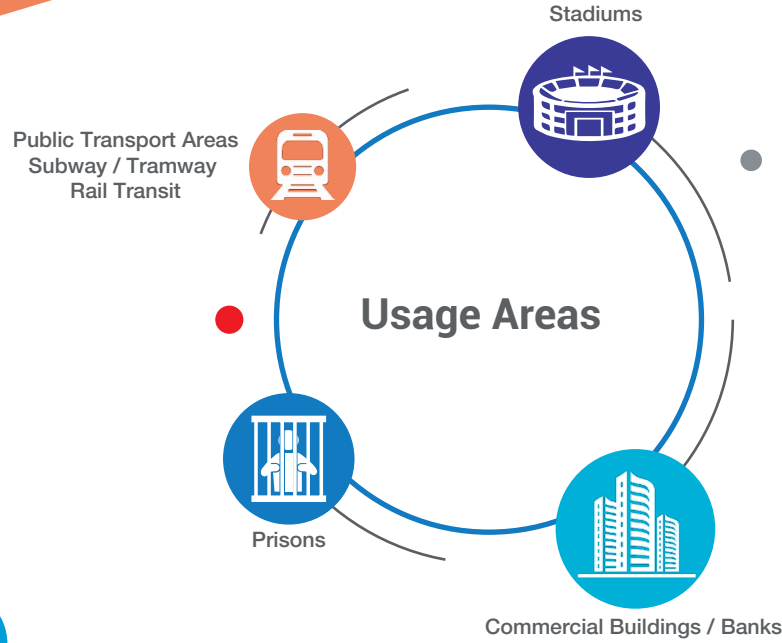


Front View

Side View



Top View



Factory

Ivedik OSB Agac Isleri San. Sit. 1333.Cad. No:25 Ostim - Yenimahalle
ANKARA - TURKEY

+90 312 395 02 88

+90 312 395 02 70

Branch

Perpa Ticaret Merkezi A Blok - Kat:7-8 No:758 Sisli - ISTANBUL - TURKEY

+90 212 320 69 79

+90 212 320 69 79

www.aktuelturnike.com

export@aktuelturnike.com.tr

Local Reseller

--